


Will Writing Information Booklet



People First
Speaking out in Merseyside



made with
photosymbols®

COMMUNITY
FUND

What is in this booklet?



Introduction

Page

4



**What is a
Will?**

Page

6



**What should I
put in a Will?**

Page

7



**Why should I
have a Will?**

Page

9

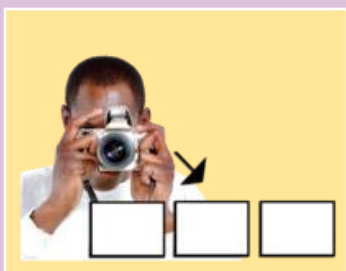


Photo Story

Page

10



**Where can I
get a Will?**

Page


12



**Paying for
my Will**

Page

13



**Mental
Capacity**

Page

14



**Important
words I need
to know**

Page


15



**More
information**

Page

16



**The DAVID
Project**

Page

17



Introduction



This booklet is about wills.



It is a part of a series of booklets that provide information about end-of-life planning.



There are some words in this booklet that you may not know.

You can find the meaning of all the words in **Purple** in the **Important Words I Need to Know** section on page **15**



This booklet will cover:



- What is a will



- What you can put in your will



- Where you can get a will



There is also a **Will Writing Activity Booklet** on this subject that has a range of fun activities you can do if you would prefer a more interactive way of learning about wills.



You can find the resources you need for the activities within our **Will Writing Resource Booklet**.



What is a Will?



A will is a **legal** document.



It tells people what you want to do with your **belongings** after you die.



People usually go to a **solicitor** to write their will.



You must be 18 or older to make a will.

What should I put in my Will?



You can leave your belongings to friends, family or a charity.



You could leave your favourite books to your sister.



You could leave your CDs to your friend.



You do not need a lot of money or a house to make a will.



You will also choose who will be your **executors**.

An **executor** is the person who will carry out the wishes in your will after you die.



It is best to choose two people to do this.



They should be two people you trust, like family, friends or your **solicitor**.



You will also need two people to **witness** you signing your will.

Why should I have a Will?



You need to have a will so that your wishes are carried out after you die.



UK Government

If you die without a will then there are laws which decide automatically who will be given the things you own. These are called the **laws of intestacy**.



Then you will have no choice who will get your **belongings**.





Photo Story: Alfie's Will



1
Alfie is really sad. His best friend Bernie has just died.



2
Bernie had always told Alfie that when she died, she would leave him her special watch.




5
Alfie really misses Bernie. He wishes he had her watch to remember her.



6
After seeing what happened to Bernie's things, Alfie decided he needed to write a Will.

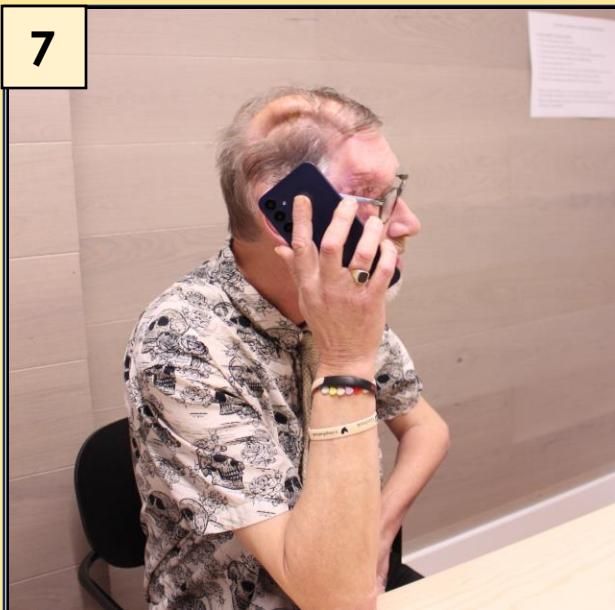
A photo story can be a good way to explain how to do something by telling a story in words and pictures. This photo story shows how Alfie's experience after his friend died led him to make a will.



But according to **the Law Intestacy**, because Bernie did not write a will, her things were given to her family and her sister got her special watch.



Bernie's sister was happy with the watch. But the sisters had always argued, and Bernie would not have wanted her to have it.'



Alfie decided to make an appointment to meet his local solicitor. She was helpful and explained everything.



Alfie has a will now and knows exactly what will happen to his belongings after he dies.

Where can I get a Will?



The best way to make a will is to visit your local **solicitor**.



A **solicitor** can make sure your will is legally binding.



This means that people cannot change your decisions after you have died.



A **solicitor** can help you change your will after you have made it.

Paying for my Will



Making a will can be expensive.



The price of a will can start around £150.




In November, some charities and **solicitors** offer free will writing services.



Look online to find out where these are available around you.



Mental Capacity



Mental Capacity means your ability to understand information and make decisions about your life.



To make a Will you must have **mental capacity**.



Sometimes you will need to have a test to prove this.



This test will check that you understand what it means to make a will.

Important Words I need to know



Legal - Allowed by the Law.



Belongings - The things a person owns.



Solicitor - A legal professional that can give you advice.



Executor - A person named in a will to carry out the wishes written in that will.



Witness - To watch or be there when the will is signed.



Mental Capacity - The ability to understand information and make decisions about your life.



Intestacy Law - The law that decides what happens to the belongings of people who die without a will.





More Information



Government Make a Will Website

www.gov.uk/make-will



See Ability Easy Read Will Writing

www.seeability.org/resources/writing-will-easy-read



Citizens Advice Will Writing Website

www.citizensadvice.org.uk/family/death-and-wills/wills




DAVID Project: Will Writing Podcast Episode

www.open.spotify.com/episode/1THltQbDSZZNiefKV6ll7w?si=uAUo6N2sRHitURZCLG7meW




With thanks to Rachel Stalker and the School of Law Legal Advice Centre at Liverpool John Moores University, for all their help and guidance in making this booklet



The DAVID Project



Hello and thank you for picking up this booklet about Will Writing!



This booklet was made by the members of The DAVID Project.

People First
Speaking out in Merseyside



The DAVID project is run by the members of People First Merseyside, a self-advocacy organization for adults with learning disabilities and/or autism.



The DAVID project started after a member named David Morley passed away.



David hadn't made any end-of-life plans and had no close family.



Because of this, the members of People First Merseyside all got together to work out how to give David the send-off he deserved.



During the process, the members came to understand how important it is to have an end-of-life plan in place before you pass away.



They also realized that death, while the topic can be scary, is an important subject that is tied to life and should not be ignored.



The DAVID project's goal is to make the topic of death not as morbid and more comforting to talk about and to encourage others to put plans into place in case the unexpected happens.

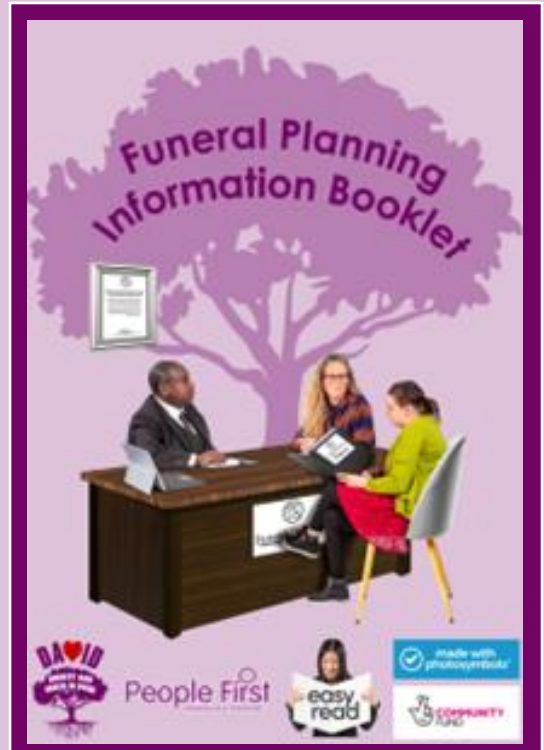
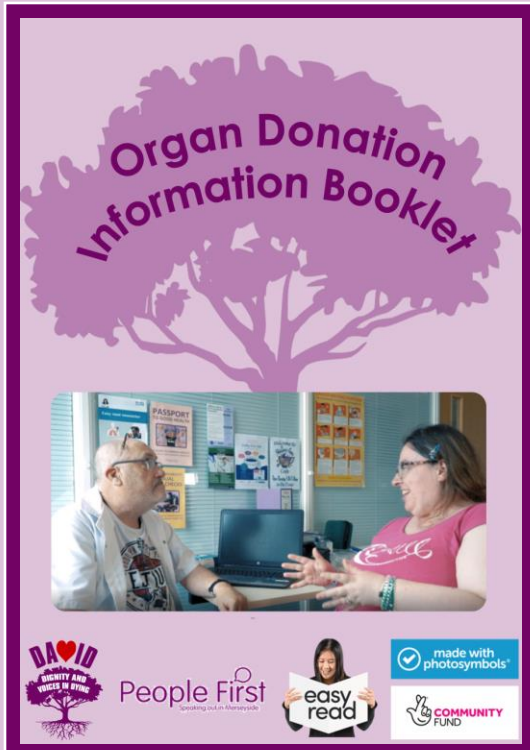


It's also to make information about making end-of-life plans more accessible to the public, including people with learning disabilities and/or autism.

If you liked this booklet, you may also be interested in one of our other booklets such as ...


[Organ Donation Booklet](#)

[Funeral Planning Booklet](#)



To find out more look on our website or give us a call:

 www.peoplefirstmerseyside.co.uk 

 0151 329 2137 